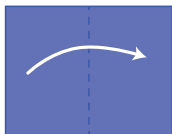
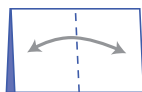


# SET SAIL WITH A GREEK CHRISTMAS TRADITION

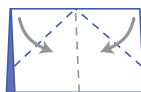
In Greece, boats symbolise journeys and prosperity, especially during the holiday season. This Christmas, we're bringing a piece of Greece to you – a paper boat to fold yourself!



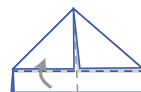
1. Fold paper in half



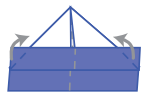
2. Make a crease in the middle by folding and unfolding the paper



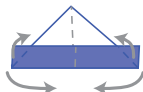
3. Fold down each top corner



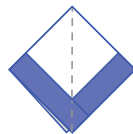
4. Fold top strip upwards



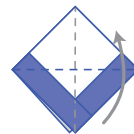
5. Fold corners over back, then turn over and repeat previous two steps



6. Push corners together



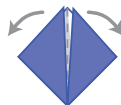
7. This should make a flat square



8. Fold up the top flap, then turn over and repeat



9. Open up the bottom of this triangle



10. Slowly pull down the top two corners



11. Decorate your boat with pens, paints, or stickers for a festive touch!

SHARE YOUR CREATION ON INSTAGRAM @THEREALGREEKUK

